



ELEMENTS 200 SERIES

RECYCLED RUBBER FLOORING




Elements 200 Series recycled rubber flooring is one of the toughest rubber gym floorings available.

Built for extreme durability Elements 200 Series can be found in many applications across the United States. Providing optimal shock absorption and extreme support under foot.


- The highest quality rubber gym flooring available
- Our rubber flooring is FloorScore certified
- May qualify for LEED credits as part of a green building project
- Our EPDM color granules are made from 30-100% post consumer
- Easy Maintenance

**MADE IN THE
USA**


SOLUTIONS FOR EVERY ENVIRONMENT
1+ 866 284 6287 | www.vangelder-inc.com




01. Lt. Grey 2125




02. Blue Pool 2528




03. Blue Sparkle 2127




04. Crushed Nuts 2153




05. Red 2109



06. Gold Rush 2529



07. Orange 2527



08. Snow Flakes 2138

ELEMENTS 200 SERIES

HEAVY DUTY COMMERCIAL ROLLED RUBBER FLOORING



SUGGESTED USES

Weight Rooms, Home Gyms, Fitness Centers, Health Clubs, Recreation Centers, Golf Shops and Golf Courses, Schools and Universities, Play Areas, Day Care Centers, Fire and Police Stations, Physical Therapy Centers, Ice skating facilities, ect.

Construction (ISO 2424):	SBR Rubber Black + 20% Color EPDM/Recycl.Rubber
Product Form (ISO 1766):	5/32" (4mm) x 48'wide rolls
Thickness (ISO 3018):	3/16" (4mm), 1/4" (6mm), 3/8" (9mm), 1/2" (12mm)
Roll Size (ISO 3018):	4' wide x lengths up to 95' (Standard: 4' x 50')
Density (ASTM D3676)	60 pcf min.
Hardness (ASTM D2240 (Shore A))	60 ± 5
Coefficient of Friction (ASTM D2047)	> 0.96
Tear Strength (ASTM D624)	70 pli min.
Elongation (ASTM D412)	> 145% min.
Tensile Strength (ASTM D412)	> 200psi
Flexibility (ASTM F137 1/4" Mandrel)	Pass
Resistance to Chemicals (ASTM F925)	No Change
Indoor Air Quality (CA Spec 01350)	Pass

LIMITED WARRANTY

Full Commercial Warranty 5 years
Summary of Warranty

Products must be professionally installed to validate the warranty.

van Gelder Inc. warrants Elements 200 Series Sheet/Roll Goods against wear for a period of 5 years in a commercial application. This warranty applies only to material that is properly installed and maintained, while being used as intended and recommended. If the defect is covered by this warranty and is reported to van Gelder Inc. within the Warranty period, van Gelder Inc. will supply new material of same or similar grade to repair or replace the defective material.

- **Wear**
Defined as complete removal of wear layer, pattern and color due to wear from normal traffic and maintenance. If the wear occurs within 5 years from date of purchase, van Gelder Inc. will provide replacement materials or repair, of only the effected area.
- **Manufacturing Defects**
van Gelder Inc. warrants Elements 200 Series materials are free from manufacturing defects and will replace defective floor covering and reasonable installation costs for a period of up to one [1] year from date of purchase. van Gelder Inc. will not pay labor costs to repair or replace materials that defects were apparent before or at the time of installation.
- **Other Limitations**
 - This warranty is non-transferable
 - Manufacturing defect must be reported within 3 months from date of purchase.
 - This Warranty covers only properly installed & maintained floors
 - van Gelder Inc. excluded and will not pay for any consequential or incidental expenses.
 - van Gelder Inc. reserves the right of final judgment and may refuse claims in certain instances.

*For a copy of the full warranty please ask for a warranty sheet

PACKING & DIMENSIONS

Sheet/Roll Width (± 2%): 4' wide x lengths up to 95' (Standard: 4' x 50')
Tile Size 24" x 24", 36" x 36", 48" x 48" Square or interlocking
Custom Special sizes upon request, minimums apply

LEED-NC

Qualifies for Multiple Credits, contact your sales representative for more details.

INITIAL CLEANING

Do not wash floor for at least 5 days after installation. An initial cleaning needstobedonetoremoveanydirtandgritfromthejobsiteandtoprepare the floor prior to applying a sealer or finish. Failure to clean properly will cause finish bonding issues as well as the entrapment of dirt in the floor.

To avoid possible damage to the flooring, the following should never be used on the floor:

- Steel wool or abrasive brushes
- Abrasive or alkaline cleaners
- Solvents of any type

MAINTENANCE

A regular maintenance program is extremely important and will increase the life of the floor and finish. The frequency of cleaning will depend of the amount of traffic on the floor. For general cleaning, a neutral cleaner should be used.

1. Thoroughly sweep or vacuum the floor to remove all loose dirt, dust and debris.
2. Apply a neutral cleaner to the floor with a mop (or automatic floor scrubber). Follow the manufacturer's instructions.
3. Use a wet vac or mop to remove cleaning solution.
4. Rinse floor with clean, cold water. Remove all water with wet vac or mop. Allow rubber floor to dry thoroughly.

IMPORTANT

To prevent slip and fall accidents, ALWAYS use a "WET FLOOR" sign when wet rubber flooring has been cleaned and is open to floor traffic.

IMPORTANT NOTICE

Sample swatches have been cut from an overall design; decoration and shade may vary.

YOUR AUTHORIZED SALES REPRESENTATIVE:

VGIS_ELEMENTS200_091719

van Gelder, Inc.
www.vangelder-inc.com
+1 866 284 6287



EXPERIENCE IT FOR YOURSELF
Talk with your sales representative or request
samples at samples@vangelder-inc.com

